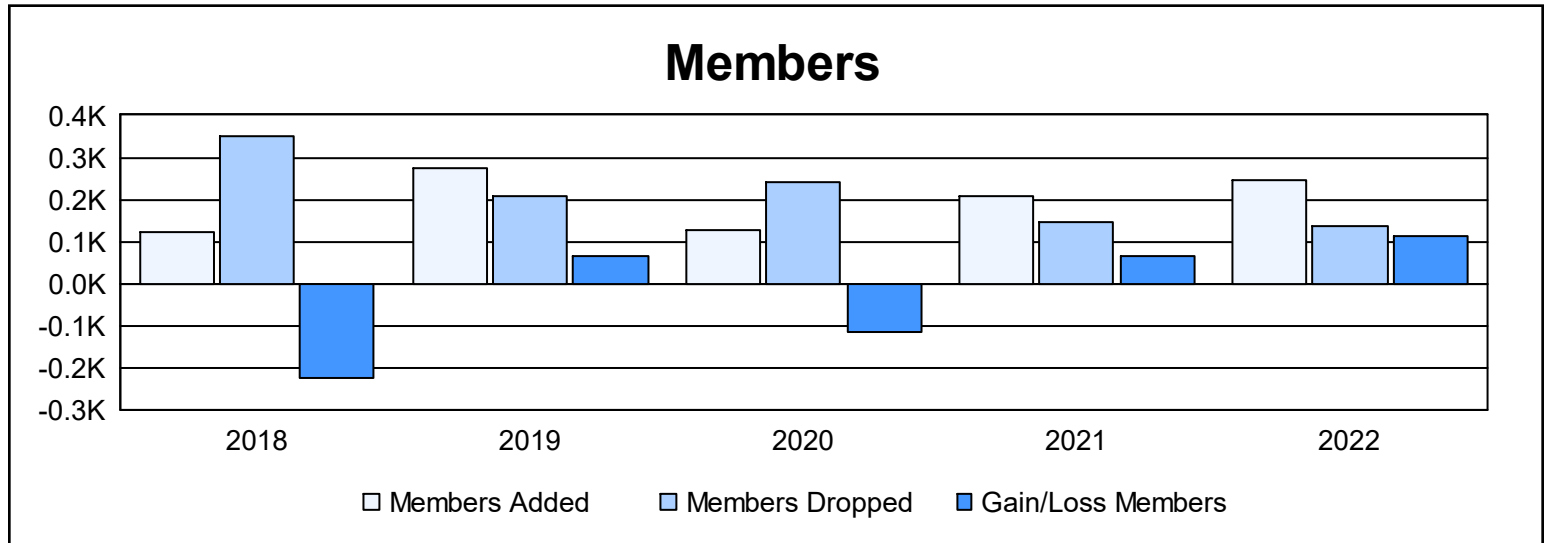
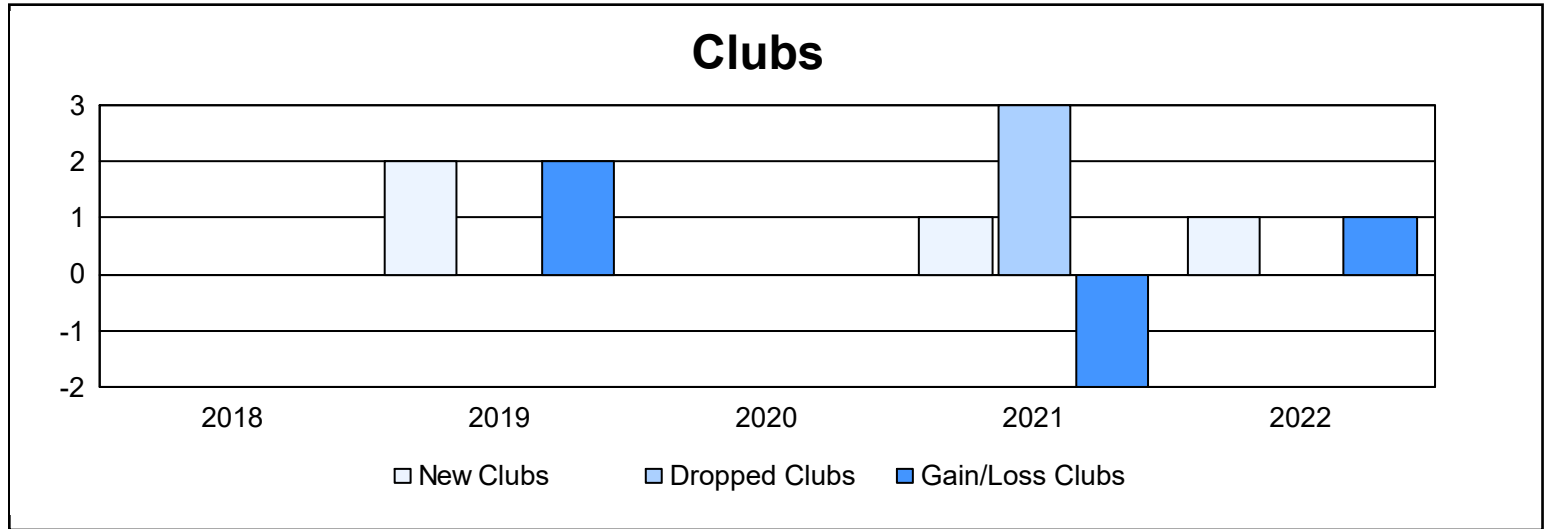
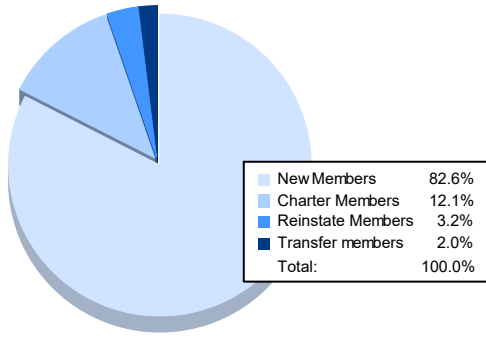


| Year           | New Clubs | Dropped Clubs | Gain/ Loss Clubs | New Members | Charter Members | Reinstate Members | Transfer Members | Total Member Added | Total Members Dropped | Gain/ Loss Members |
|----------------|-----------|---------------|------------------|-------------|-----------------|-------------------|------------------|--------------------|-----------------------|--------------------|
| 2017-2018      | 0         | 0             | 0                | 99          | 3               | 13                | 9                | 124                | 349                   | -225               |
| 2018-2019      | 2         | 0             | 2                | 197         | 60              | 10                | 6                | 273                | 206                   | 67                 |
| 2019-2020      | 0         | 0             | 0                | 106         | 13              | 5                 | 2                | 126                | 240                   | -114               |
| 2020-2021      | 1         | 3             | -2               | 153         | 38              | 8                 | 10               | 209                | 145                   | 64                 |
| 2021-2022      | 1         | 0             | 1                | 204         | 30              | 8                 | 5                | 247                | 135                   | 112                |
| <b>Average</b> | <b>1</b>  | <b>1</b>      | <b>0</b>         | <b>152</b>  | <b>29</b>       | <b>9</b>          | <b>6</b>         | <b>196</b>         | <b>215</b>            | <b>-19</b>         |



### Membership Composition June 2022 Cumulative



### Gender Composition June 2022 Cumulative

